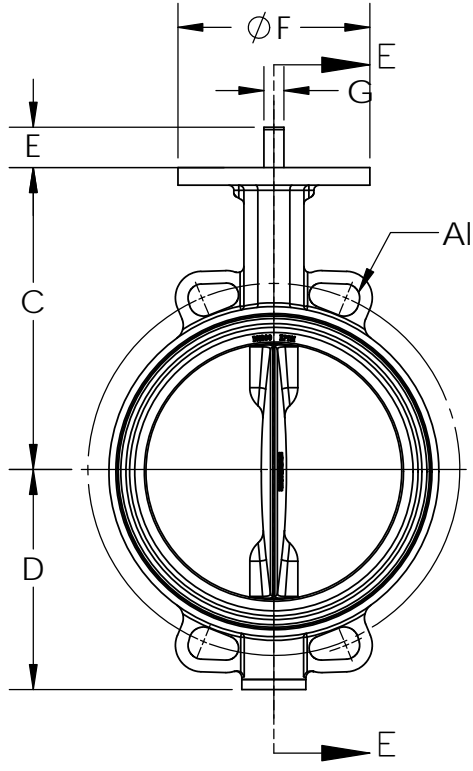
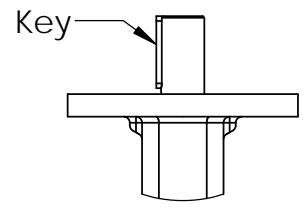
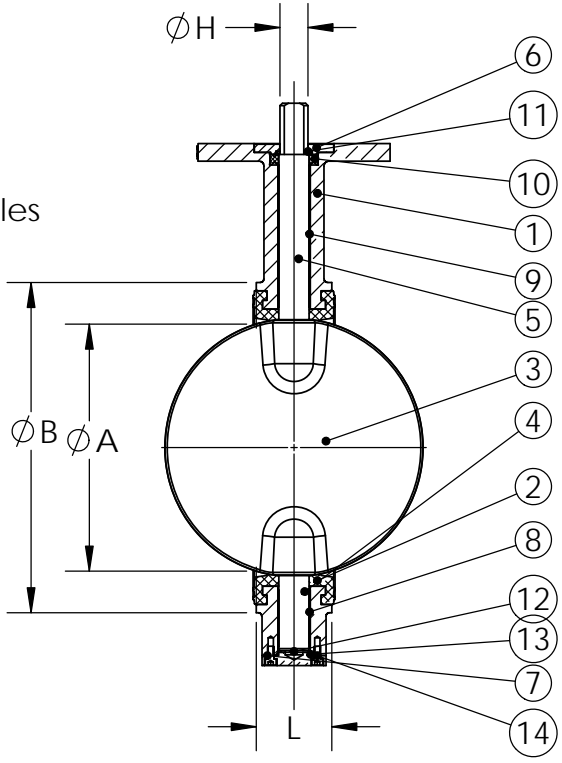


DN250 And DN300 Stem



Alignment Holes



Item No.	Part Name	Material	QTY.
1	Wafer Body	DI	1
2	Seat	EPDM/NBR/Viton	1
3	Disc	SS316/DI/C954/Nylon11	1
4	Lower Stem	SS416/SS316/SS630	1
5	Upper Stem	SS416/SS316/SS630	1
6	Top Cap	1020 Steel	1
7	End Cap	1020 Steel	1
8	Lower Bushing	Nylatron	1
9	Upper Bushing	Nylatron	1
10	V-packing	NBR	1
11	Wear Shim	SS304	1
12	Washer	SS304	1
13	O-ring	NBR	1
14	End Cap Bolt	SS304	2
15	Top Cap Bolt	SS304	2

TECHNICAL DATA		
NOMINAL DIAMETER	INCH	2"-12"
	DN	50-300
NOMINAL PRESSURE	2"-12"	230 Psi
TESTING PRESSURE	SHELL TEST	350 Psi
	SEALING TEST	250 Psi

REV.	DATE	BY	DESCRIPTION	APP.

Size	ΦA	ΦB	C	D	E	ΦF	G	ΦH	L	Key	Top Plate Drilling						Alignment Holes		
											Pratt Standard			ISO5211			Bolt Circle	No. of Holes	Hole Dia.
											Bolt Circle	No. of Holes	Hole Dia.	Bolt Circle	No. of Holes	Hole Dia.			
2"	1.079	3.500	5.000	2.579	1.260	4.000	0.375	0.563	1.693	-	3.25	4	0.437	2.760	4	0.402	4.75	4	0.75
2.5"	1.862	4.094	5.500	2.854	1.260	4.000	0.375	0.563	1.811	-	3.25	4	0.437	2.760	4	0.402	5.5	4	0.75
3"	2.429	4.646	5.709	3.642	1.260	4.000	0.375	0.563	1.811	-	3.25	4	0.437	2.760	4	0.402	6	4	0.75
4"	3.500	5.827	6.496	4.429	1.260	4.000	0.437	0.625	2.047	-	3.25	4	0.437	2.760	4	0.402	7.5	4	0.75
5"	4.567	7.205	7.500	4.921	1.260	4.000	0.500	0.750	2.205	-	3.25	4	0.437	2.760	4	0.402	8.5	4	0.88
6"	5.433	7.992	7.874	5.433	1.260	4.000	0.500	0.750	2.205	-	3.25	4	0.437	2.760	4	0.402	9.5	4	0.88
8"	7.744	10.315	9.500	6.811	1.260	6.000	0.625	0.875	2.362	-	5	4	0.563	4.921	4	0.563	11.75	4	0.88
10"	9.646	12.598	10.866	8.110	2.000	6.000	/	1.125	2.677	1/4"*1/4"	5	4	0.563	4.921	4	0.563	14.25	4	1
12"	11.339	14.567	12.205	9.713	2.000	6.000	/	1.125	3.071	1/4"*1/4"	5	4	0.563	4.921	4	0.563	17	4	1

PRATT® PRATT INDUSTRIAL

Series Wafer ASME B16.1 Class 125 Flange
2"-12"
Resilient Seated Butterfly Valve

SCALE: _____ DATE: 09/05/2014

DRAWN BY: _____ CHECKED BY: _____

APPROVED BY: _____

DRAW. NO. PRATT-W-ANSI-01 REV. A/C