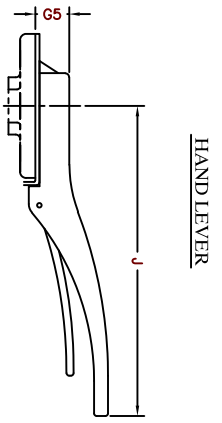
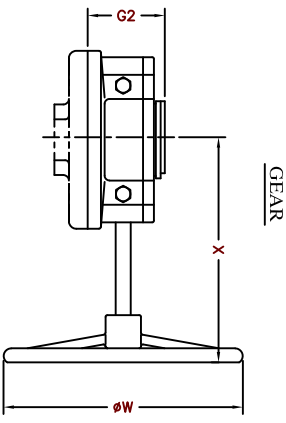
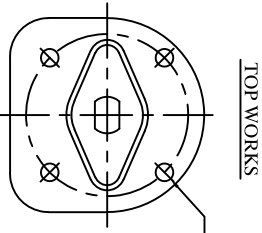


No.	Part Name
1	Body
2	Seat
3	Disc
4	Stem
5	Packing
6	Packing Gland
7	Gland Flange
8	Bush Bearing
9	Disc Pin
10	Cap Packing
11	Cap
12	Seat Retainer

Test Pressure (Pst-G)	
API 598	API 598
Hydraulic	Air
Shell	Seat
1125	825



SIZE (Inch)	A	B	G1	E1	L1	C	T	Frangid Drilling				TOP WORKS					Gear			Lever	
								N1	N2	H1	Lug	M	P	R	S1	S	G2	X	øW	G5	J
2	4.18	4.92	1.26	6.18	1.73	5.00	5/8"x11UNC	2	-	3/4	8	0.43	4	3.25	0.374	0.551	3.03	6.89	6.30	1.29	8.86
2.5	4.26	5.87	1.26	7.13	1.89	5.88	3/4"x10UNC	2	-	7/8	8	0.43	4	3.25	0.437	0.624	3.03	6.89	6.30	1.29	8.86
3	4.65	6.30	1.26	7.56	1.93	6.62	3/4"x10UNC	2	-	7/8	8	0.43	4	3.25	0.437	0.624	3.03	6.89	6.30	1.29	8.86
4	5.12	7.01	1.26	8.27	2.13	7.88	3/4"x10UNC	2	-	7/8	8	0.43	4	3.25	0.500	0.748	3.03	6.89	6.30	1.29	12.78
5	5.79	7.60	1.26	8.86	2.24	9.25	3/4"x10UNC	2	-	7/8	8	0.43	4	3.25	0.500	0.748	3.03	6.89	6.30	1.29	12.78
6	7.17	8.66	1.26	9.92	2.32	10.62	3/4"x10UNC	2	-	7/8	12	0.43	4	3.25	0.500	0.748	3.03	6.89	6.30	1.29	12.78

NOTE:
 1. DESIGN : ANSI B16.34 & API 609
 *ON SIZES 2"-5" A FULL FACED GASKET IS RECOMMENDED
 2. FLANGE CONNECTION : ANSI B16.5 CLASS 300
 3. FACE TO FACE DIMENSION : 2" 2.5" 5" - ISO 5752 SHORT
 3" 4" 6" - API 609 CATEGORY B

THE INFORMATION CONTAINED IN THIS DRAWING IS THE SOLE PROPERTY OF PRATT INDUSTRIAL. ANY REPRODUCTION IN PART OR AS A WHOLE WITHOUT THE WRITTEN PERMISSION OF PRATT INDUSTRIAL IS PROHIBITED.

No.	Revision	Date	Drawn by	Checked by	Approved by
			Kim,S.S	Kim,S.S	Choi,J.Y

Title	File No.
HIGH PERFORMANCE VALVE 300# WAFFER & LUGGED TYPE	P300WL02_06
DWG No.	Date of Issue
300WL01	DO NOT SCALE
	Date of Issue
	2014-08-01

Rev.